





# Hear/Say Template – Idea by Helena Curtain

- Begin by typing a question, a statement, or the first line of a story in the box with the star (Sheet A, *Say* Column, Question 1).
- Copy and paste the exact same text you just typed on Sheet A into Sheet B, *Hear* Column, Question 1.
- Type a logical response (or the next line of the story or conversation) into Sheet B, *Say* Column, Answer 1.
- Copy and paste the answer you just typed into Sheet A, *Hear* Column, Answer 1.
- Type another question, statement, or the next line of the story into the Sheet A, *Say* Column, Question 2 box.
- Continue alternating back and forth in this manner until all boxes are filled.
- Photocopy, cut in half, distribute to students, and allow them to use the activity in pairs to practice pronunciation or vocabulary, preview a dialogue or reading selection, practice answering questions about cultural information, etc.

<b>A</b>	
	
<b>Answer 8</b>	<b>*Question 1</b>
<b>Answer 2</b>	<b>Question 3</b>
<b>Answer 5</b>	<b>Question 6</b>
<b>Answer 1</b>	<b>Question 2</b>
<b>Answer 4</b>	<b>Question 5</b>
<b>Answer 7</b>	<b>Question 8</b>
<b>Answer 3</b>	<b>Question 4</b>
<b>Answer 6</b>	<b>Question 7</b>

<b>B</b>	
	
<b>Question 4</b>	<b>Answer 4</b>
<b>Question 1</b>	<b>Answer 1</b>
<b>Question 7</b>	<b>Answer 7</b>
<b>Question 3</b>	<b>Answer 3</b>
<b>Question 5</b>	<b>Answer 5</b>
<b>Question 2</b>	<b>Answer 2</b>
<b>Question 8</b>	<b>Answer 8</b>
<b>Question 6</b>	<b>Answer 6</b>